

Scaled data based on original data using  
LM-79-08 Approved Method: Electrical and Photometric Measurements of Solid-  
State Lighting Products

Test Report Prepared for  
Cooper Lighting Solutions  
(formerly Eaton)

Brand: McGRAW-EDISON

Report Number: P271514

Luminaire Tested: **ISS-AF-600-LED-E1-SL4-7027**

Issue Date: 3/3/2020

**Test Information**

Test Method: LM-79-08  
Report Number: P271514  
TEST IS SCALED FROM IESNA LM-79-08 TEST DATA (P29763)  
Test Lab: INNOVATION CENTER-P2  
Issue Date: 3/3/2020  
Manufacturer: COOPER LIGHTING SOLUTIONS (FORMERLY EATON)  
Product Line: MCGRAW-EDISON  
Catalog Number: ISS-AF-600-LED-E1-SL4-7027  
Description: IMPACT ELITE LED QUATER SPHERE LUMINAIRE  
LIGHT SQUARE WITH ACCUCLED OPTICS-TYPE IV W/SPILL CONTROL  
Light Source: (16) 2700K CCT, 70 CRI LEDs  
Ballast/Driver: ELECTRONIC DRIVER

**Summary**

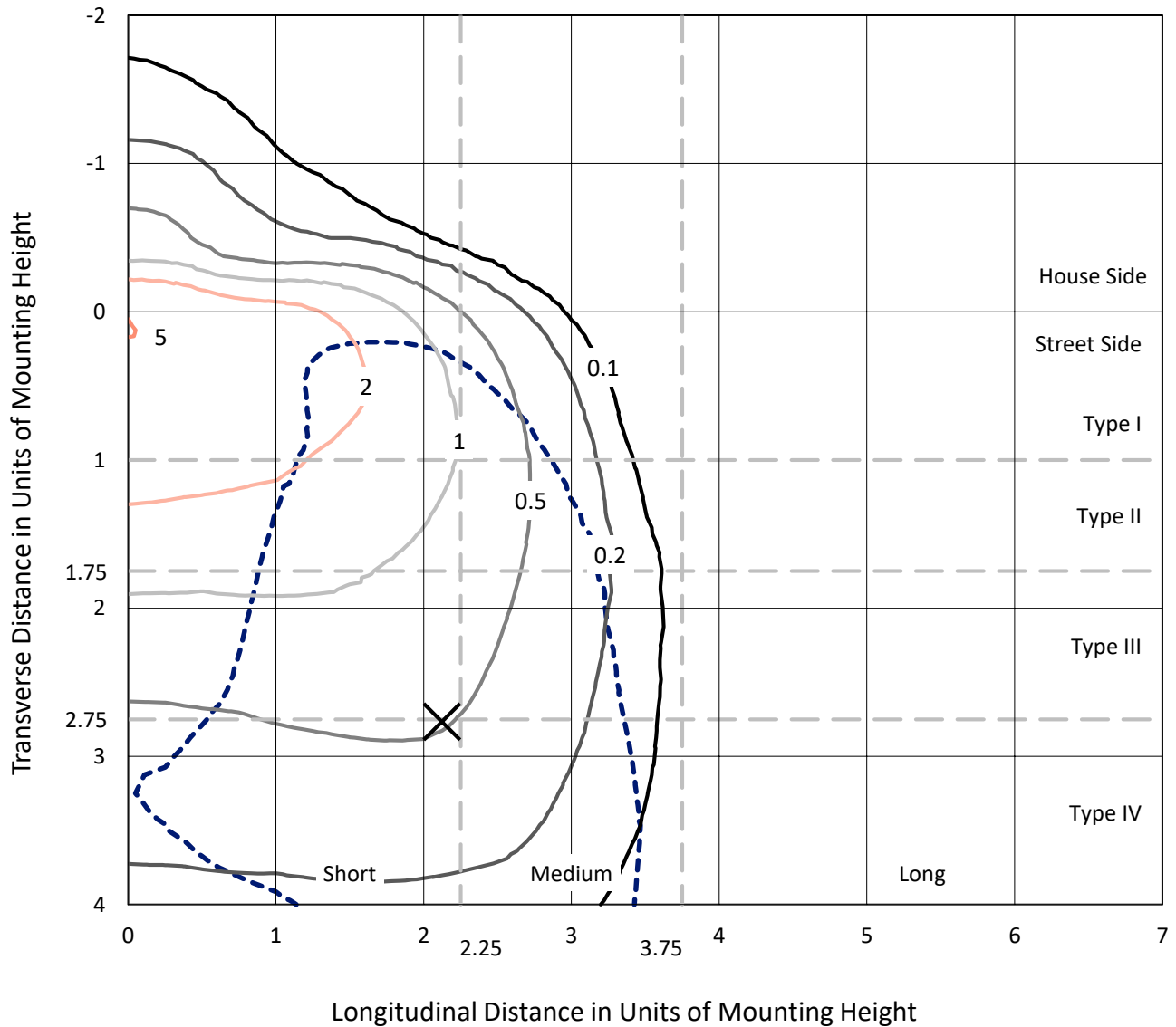
Lumens per Lamp: N/A  
Luminaire Lumens: 3002.4 lumens  
Efficiency: N/A  
Efficacy: 89.1 lumens/watt  
Luminous Opening: Rectangular (W 0.5' x L: 0.5' x H: 0')  
IES Classification: Type IV - Short - Non-Cutoff  
BUG Rating: B0 - U0 - G1  
  
Input Watts (W): 33.7  
Input Voltage (V): 120  
Input Current (Ain): NR  
Voltage Rise (V): NR  
Power Factor: NR  
Total Harmonic Distortion (THDi): NR  
Frequency (hertz): 60  
Stabilization Time: NR  
Operation Time: NR  
Ambient Temperature (°C): NR  
Test Distance: 25 FT



REPORT NUMBER: P271514  
 CATALOG NUMBER: ISS-AF-600-LED-E1-SL4-7027

### Iso-Footcandle Lines of Horizontal Illumination

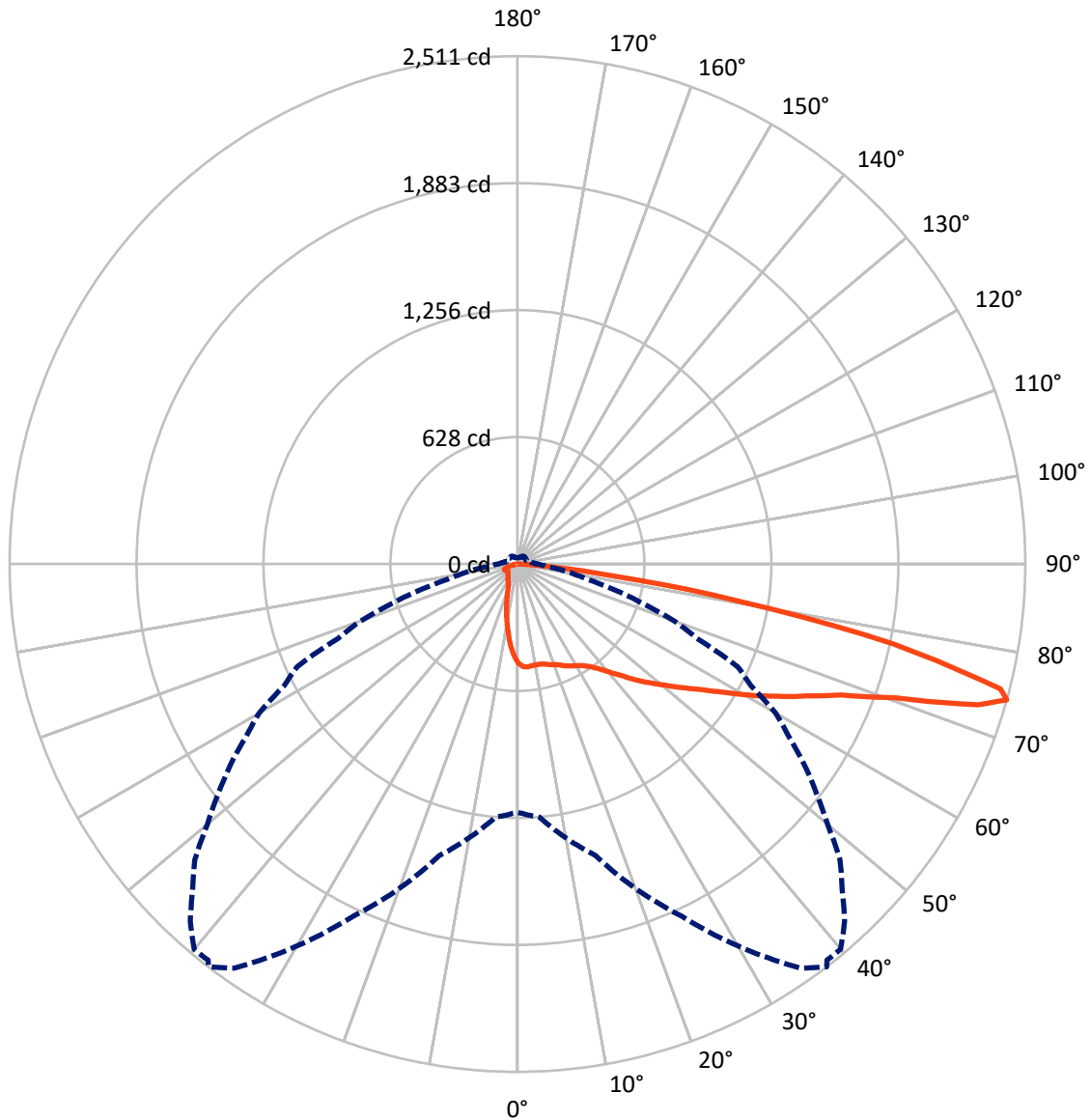
× Max cd  
 - - - 1/2 Max cd



Based on 10 foot mounting height. Maximum calculated value = 5.2 fc  
 Type IV - Short - Non-Cutoff

REPORT NUMBER: P271514  
CATALOG NUMBER: ISS-AF-600-LED-E1-SL4-7027

### Luminous Intensity Polar Plot



— Vertical Plane Through 37.5-Deg Lateral    - - - Horizontal Cone Through 74-Deg Vertical

REPORT NUMBER: P271514

CATALOG NUMBER: ISS-AF-600-LED-E1-SL4-7027

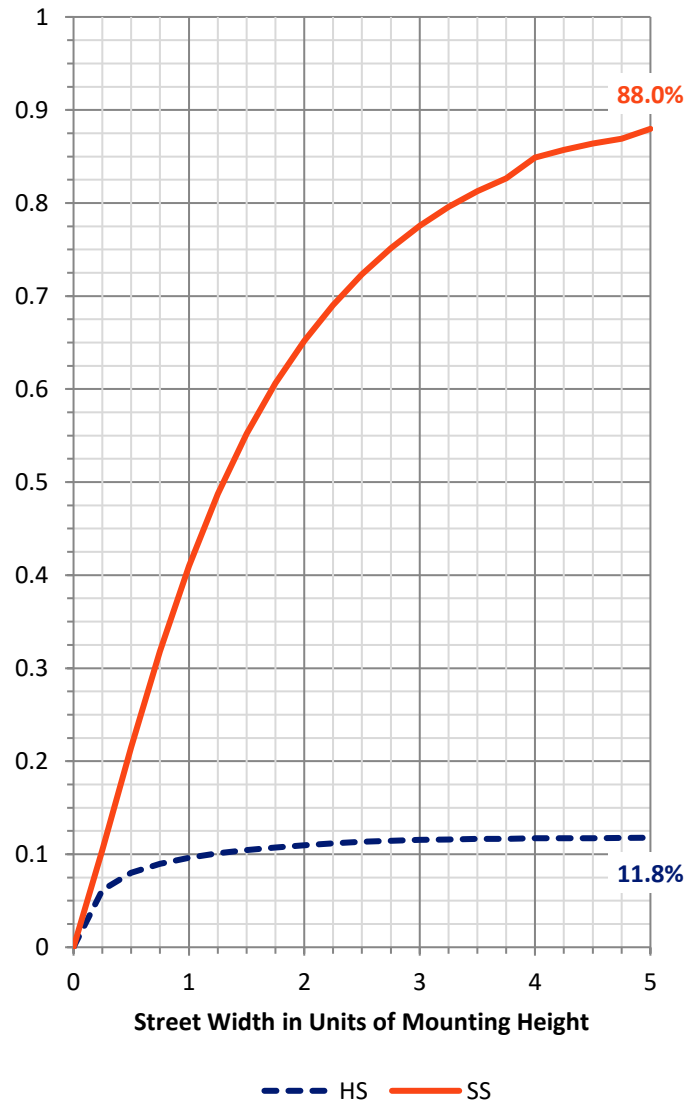
**FLUX DISTRIBUTION:**

		Downward	Upward	Total
<b>House Side</b>	Lumens	356.0	0.0	356.0
	% Fixture	11.9	0.0	11.9
<b>Street Side</b>	Lumens	2646.4	0.0	2646.4
	% Fixture	88.1	0.0	88.1
<b>Total</b>	Lumens	3002.4	0.0	3002.4
	% Fixture	100.0	0.0	100.0

**Coefficient of Utilization**

**ZONAL LUMENS:**

Zone	Lumens	% Fixture
0°-10°	42.7	1.4
10°-20°	108.7	3.6
20°-30°	168.4	5.6
30°-40°	249.8	8.3
40°-50°	384.2	12.8
50°-60°	567.9	18.9
60°-70°	757.0	25.2
70°-80°	653.5	21.8
80°-90°	70.3	2.3
90°-100°	0.0	0.0
100°-110°	0.0	0.0
110°-120°	0.0	0.0
120°-130°	0.0	0.0
130°-140°	0.0	0.0
140°-150°	0.0	0.0
150°-160°	0.0	0.0
160°-170°	0.0	0.0
170°-180°	0.0	0.0
0°-90°	3002.4	100.0
0°-180°	3002.4	100.0



REPORT NUMBER: P271514

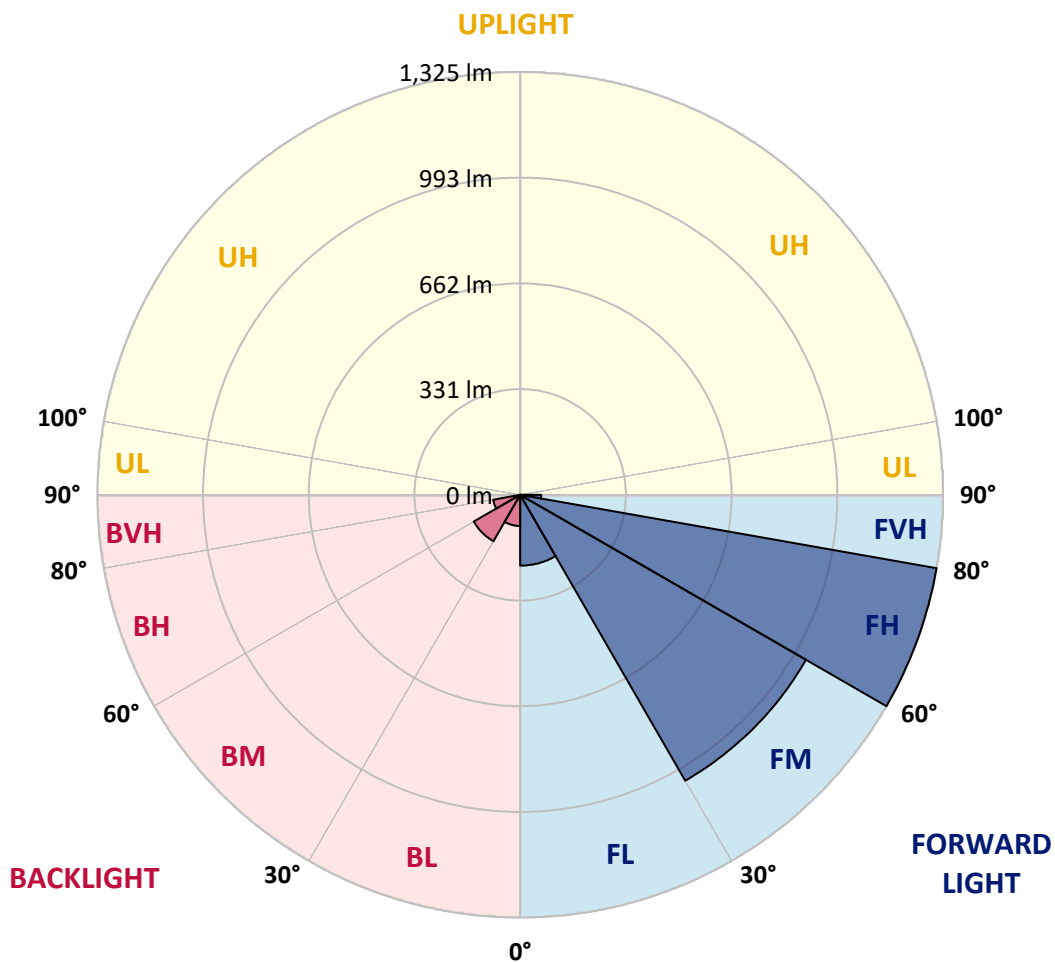
CATALOG NUMBER: ISS-AF-600-LED-E1-SL4-7027

**LUMINAIRE CLASSIFICATION SYSTEM LUMEN TABLE AND BUG RATING:**

Zone		Lumens	% Fixture	Zone Rating/Lumen Limit		
				B	U	G
FL	(0°-30°)	222.0	7.4			
FM	(30°-60°)	1034.1	34.4			
FH	(60°-80°)	1324.6	44.1			G1/1800
FVH	(80°-90°)	65.7	2.2			G1/100
BL	(0°-30°)	97.7	3.3	B0/110		
BM	(30°-60°)	167.8	5.6	B0/220		
BH	(60°-80°)	85.8	2.9	B0/110		G0/110
BVH	(80°-90°)	4.6	0.2			G0/10
UL	(90°-100°)	0.0	0.0		U0/0	
UH	(100°-180°)	0.0	0.0		U0/0	

**BUG Rating: B0-U0-G1**

Type IV Short





REPORT NUMBER: P271514

CATALOG NUMBER: ISS-AF-600-LED-E1-SL4-7027

**CANDELA DISTRIBUTION (FULL):**

	0°	5°	15°	25°	35°	37.5°	38°	40°	42.5°	45°	47.5°
0°	489.9	489.9	489.9	489.9	489.9	489.9	489.9	489.9	489.9	489.9	489.9
2.5°	518.0	516.9	514.5	513.5	511.2	507.9	511.2	506.7	504.5	506.7	502.2
5°	526.9	525.8	523.5	519.1	516.9	511.2	514.5	509.0	507.9	510.1	504.5
7.5°	528.0	525.8	522.5	516.9	514.5	507.9	510.1	503.4	501.2	503.4	500.1
10°	524.7	523.5	520.2	511.2	509.0	506.7	505.7	501.2	500.1	498.9	497.8
12.5°	519.1	519.1	516.9	513.5	512.3	507.9	509.0	504.5	505.7	503.4	501.2
15°	516.9	515.8	518.0	520.2	520.2	513.5	518.0	514.5	512.3	513.5	510.1
17.5°	514.5	515.8	523.5	528.0	530.3	523.5	530.3	523.5	519.1	524.7	519.1
20°	513.5	516.9	530.3	540.4	541.5	530.3	541.5	530.3	530.3	537.1	526.9
22.5°	519.1	524.7	543.7	555.0	557.2	542.7	556.1	541.5	541.5	547.1	537.1
25°	537.1	542.7	564.0	576.3	574.1	558.4	570.6	556.1	555.0	561.7	548.2
27.5°	560.5	568.4	588.6	599.8	591.9	570.6	588.6	567.3	567.3	577.4	559.5
30°	594.2	599.8	617.8	618.8	608.8	583.0	603.2	579.7	576.3	594.2	571.8
32.5°	631.1	635.7	649.1	641.3	626.7	599.8	623.3	595.4	594.2	613.3	587.5
35°	670.5	675.0	679.4	665.9	652.5	623.3	649.1	621.1	620.0	641.3	616.7
37.5°	710.8	710.8	710.8	695.1	686.1	658.1	681.6	659.3	657.0	679.4	655.9
40°	743.3	745.5	742.2	727.5	723.1	702.9	723.1	702.9	706.2	726.5	707.4
42.5°	770.3	772.5	773.6	761.2	765.7	754.6	770.3	755.7	756.7	779.2	768.1
45°	797.2	796.0	805.0	801.6	815.0	816.2	825.1	819.5	821.8	838.6	835.2
47.5°	825.1	819.5	829.7	844.1	868.9	876.7	882.3	884.7	893.5	901.4	909.3
50°	852.0	846.5	853.2	885.7	925.0	941.7	943.0	954.1	964.2	975.4	991.1
52.5°	880.1	875.6	882.3	928.3	991.1	1014.6	1011.2	1030.4	1044.9	1057.2	1083.1
55°	909.3	904.8	911.5	979.9	1061.7	1094.2	1090.8	1117.9	1145.8	1150.3	1179.5
57.5°	937.3	931.6	950.8	1040.3	1145.8	1195.1	1179.5	1221.0	1247.8	1245.6	1285.9
60°	967.6	963.1	993.3	1114.3	1251.2	1315.1	1291.5	1346.5	1365.5	1357.7	1395.9
62.5°	996.7	995.6	1046.1	1200.8	1379.0	1440.6	1419.3	1467.7	1481.0	1471.0	1490.0
65°	1023.6	1030.4	1103.2	1287.0	1502.3	1572.9	1543.7	1592.1	1607.7	1599.8	1632.4
67.5°	1068.4	1076.3	1173.8	1397.0	1654.8	1727.7	1703.0	1753.4	1776.9	1774.7	1810.6
70°	1134.6	1149.1	1278.1	1552.8	1886.9	1980.0	1966.5	2028.1	2085.3	2080.8	2116.7
72.5°	1250.1	1273.5	1449.7	1794.9	2268.1	2381.2	2365.6	2400.3	2390.3	2308.5	2242.3
74°	1227.6	1256.8	1492.3	1921.7	2439.5	2511.3	2485.6	2486.7	2394.7	2270.3	2163.7
75°	1145.8	1176.2	1430.6	1905.9	2427.3	2466.5	2429.5	2383.6	2272.5	2145.8	2014.7
77.5°	785.8	825.1	1051.6	1539.3	1954.2	1900.4	1891.3	1803.9	1657.0	1514.6	1346.5
80°	402.5	430.5	543.7	805.0	1159.3	1105.5	1123.4	1052.7	930.6	827.4	655.9
82.5°	96.4	103.1	160.3	311.7	502.2	459.7	466.4	412.6	342.0	279.1	216.4
85°	50.5	57.2	78.5	86.3	132.3	136.8	133.4	129.0	105.4	88.6	77.3
87.5°	0.0	0.0	0.0	2.2	1.1	0.0	1.1	0.0	0.0	1.1	2.2
90°	0.0	0.0	0.0	0.0	0.0	0.0	0.0	0.0	0.0	0.0	0.0



REPORT NUMBER: P271514

CATALOG NUMBER: ISS-AF-600-LED-E1-SL4-7027

**CANDELA DISTRIBUTION (continued):**

	50°	52.5°	55°	57.5°	60°	62.5°	65°	67.5°	70°	72.5°	75°
0°	489.9	489.9	489.9	489.9	489.9	489.9	489.9	489.9	489.9	489.9	489.9
2.5°	505.7	503.4	505.7	498.9	502.2	496.7	498.9	493.3	495.5	491.0	492.2
5°	507.9	502.2	505.7	500.1	501.2	496.7	495.5	493.3	492.2	488.8	486.6
7.5°	502.2	497.8	496.7	494.3	491.0	492.2	487.7	486.6	483.2	483.2	476.6
10°	496.7	497.8	491.0	493.3	487.7	488.8	481.0	483.2	477.6	482.1	472.0
12.5°	501.2	502.2	496.7	500.1	489.9	492.2	485.4	488.8	481.0	486.6	474.2
15°	511.2	510.1	507.9	507.9	497.8	502.2	494.3	496.7	488.8	495.5	482.1
17.5°	520.2	519.1	515.8	514.5	507.9	509.0	501.2	505.7	496.7	502.2	488.8
20°	530.3	524.7	523.5	522.5	514.5	514.5	509.0	511.2	502.2	509.0	493.3
22.5°	538.2	533.6	532.5	528.0	522.5	524.7	516.9	518.0	509.0	515.8	502.2
25°	550.5	544.9	544.9	538.2	534.9	533.6	529.2	532.5	523.5	528.0	515.8
27.5°	567.3	555.0	559.5	552.6	550.5	549.3	547.1	549.3	542.7	546.0	533.6
30°	583.0	567.3	574.1	565.0	569.5	565.0	568.4	565.0	565.0	565.0	559.5
32.5°	604.3	585.2	598.7	585.2	594.2	587.5	598.7	591.9	596.5	595.4	593.2
35°	634.6	612.1	631.1	613.3	628.9	620.0	635.7	632.4	641.3	636.8	641.3
37.5°	675.0	651.5	673.8	657.0	676.1	662.6	685.0	682.8	701.8	695.1	701.8
40°	725.4	708.5	725.4	713.1	733.3	727.5	751.2	752.3	773.6	770.3	778.0
42.5°	781.4	769.1	785.8	779.2	799.4	803.8	830.8	837.5	857.7	863.3	864.3
45°	842.0	839.7	853.2	859.9	880.1	893.5	917.1	933.9	956.3	968.6	966.5
47.5°	912.6	921.6	930.6	947.4	965.3	993.3	1016.9	1038.2	1064.0	1071.8	1075.2
50°	992.2	1007.9	1015.7	1039.2	1057.2	1092.0	1124.5	1151.4	1179.5	1176.2	1178.3
52.5°	1076.3	1096.5	1107.7	1135.6	1159.3	1199.6	1227.6	1253.5	1288.2	1279.3	1275.9
55°	1169.3	1199.6	1208.6	1240.0	1260.1	1301.6	1326.3	1371.2	1385.7	1376.7	1357.7
57.5°	1268.0	1303.9	1314.0	1356.6	1366.7	1411.5	1432.8	1463.1	1475.5	1460.8	1436.2
60°	1380.2	1412.7	1420.5	1458.6	1472.1	1513.6	1529.3	1556.1	1565.0	1529.3	1494.5
62.5°	1492.3	1526.0	1530.4	1563.9	1577.4	1613.4	1631.2	1647.0	1642.6	1589.8	1546.1
65°	1620.0	1652.5	1663.8	1697.3	1705.3	1732.1	1746.8	1728.8	1718.6	1639.0	1589.8
67.5°	1823.0	1857.8	1862.2	1870.0	1868.9	1855.4	1848.7	1787.1	1742.3	1595.4	1524.7
70°	2089.7	2064.0	2013.6	1955.3	1912.6	1836.5	1791.6	1664.9	1570.7	1405.8	1287.0
72.5°	2138.0	2054.0	1929.5	1829.7	1726.5	1606.6	1510.2	1318.4	1186.1	1013.5	888.0
74°	2001.2	1864.4	1733.3	1593.1	1474.3	1299.4	1201.8	959.7	828.6	653.7	501.2
75°	1836.5	1676.1	1528.1	1349.8	1238.9	1029.2	937.3	676.1	544.9	387.9	261.2
77.5°	1171.6	979.9	838.6	632.4	546.0	376.7	275.8	171.6	126.8	111.0	96.4
80°	525.8	374.4	297.1	205.2	171.6	131.2	111.0	89.7	81.8	71.8	68.5
82.5°	168.2	134.6	127.8	114.4	114.4	92.0	78.5	61.6	56.1	48.1	43.7
85°	72.9	68.5	70.7	65.0	66.1	50.5	40.3	30.3	30.3	21.3	19.0
87.5°	2.2	0.0	1.1	0.0	2.2	0.0	1.1	0.0	1.1	0.0	1.1
90°	0.0	0.0	0.0	0.0	0.0	0.0	0.0	0.0	0.0	0.0	0.0





REPORT NUMBER: P271514

CATALOG NUMBER: ISS-AF-600-LED-E1-SL4-7027

**CANDELA DISTRIBUTION (continued):**

	77.5°	80°	85°	90°	95°	100°	102.5°	105°	107.5°	110°	112.5°
0°	489.9	489.9	489.9	489.9	489.9	489.9	489.9	489.9	489.9	489.9	489.9
2.5°	487.7	489.9	488.8	484.4	483.2	479.9	472.0	473.0	468.6	472.0	466.4
5°	483.2	482.1	477.6	472.0	466.4	459.7	454.0	451.8	447.4	445.1	441.8
7.5°	476.6	472.0	464.2	455.2	447.4	438.4	433.9	426.1	423.8	415.9	414.7
10°	474.2	466.4	457.5	446.2	432.7	419.3	418.3	404.8	403.6	391.3	387.9
12.5°	478.8	468.6	457.5	443.9	428.3	409.2	409.2	389.1	387.9	371.1	365.5
15°	487.7	475.3	460.8	445.1	424.9	401.4	400.3	376.7	374.4	354.3	347.6
17.5°	495.5	478.8	465.3	443.9	420.5	393.5	387.9	364.4	360.0	336.3	327.3
20°	501.2	482.1	466.4	441.8	412.6	381.2	373.3	348.7	338.6	315.0	302.7
22.5°	507.9	489.9	468.6	440.6	408.1	371.1	354.3	331.8	317.3	292.6	275.8
25°	518.0	502.2	476.6	443.9	404.8	361.0	338.6	315.0	294.8	270.2	245.6
27.5°	533.6	518.0	487.7	448.4	403.6	350.9	326.3	297.1	272.5	245.6	217.5
30°	556.1	539.3	506.7	460.8	404.8	343.1	312.8	281.3	252.2	220.8	191.7
32.5°	585.2	571.8	531.3	474.2	409.2	336.3	300.4	264.6	228.7	198.4	172.7
35°	625.6	616.7	566.2	500.1	420.5	333.0	288.2	248.9	208.6	178.2	150.3
37.5°	685.0	672.7	616.7	537.1	438.4	330.8	279.1	229.9	191.7	159.2	135.6
40°	760.1	743.3	676.1	581.8	466.4	331.8	271.3	215.2	177.1	142.4	123.3
42.5°	849.9	825.1	748.8	636.8	494.3	334.1	266.9	201.8	166.0	129.0	114.4
45°	950.8	922.6	835.2	705.2	534.9	339.6	263.5	190.6	155.9	118.8	108.8
47.5°	1049.4	1021.4	923.7	773.6	576.3	349.8	265.7	183.8	149.1	113.3	102.0
50°	1145.8	1116.6	1002.3	835.2	612.1	363.3	274.7	185.1	148.0	111.0	98.6
52.5°	1230.9	1195.1	1069.5	883.4	638.0	372.2	282.6	188.4	149.1	109.9	97.6
55°	1316.2	1270.2	1123.4	921.6	653.7	373.3	282.6	189.5	150.3	109.9	96.4
57.5°	1380.2	1327.4	1164.8	944.0	659.3	367.8	275.8	183.8	143.5	108.8	94.2
60°	1420.5	1364.4	1193.9	958.6	651.5	344.2	239.8	162.5	126.8	100.9	87.5
62.5°	1454.1	1397.0	1203.0	933.9	585.2	273.5	187.3	132.3	105.4	89.7	80.7
65°	1461.9	1393.6	1140.2	825.1	457.5	189.5	135.6	104.2	86.3	79.6	72.9
67.5°	1343.1	1261.3	958.6	645.8	311.7	130.1	100.9	85.2	74.0	70.7	68.5
70°	1092.0	1002.3	701.8	422.7	173.8	90.8	77.3	70.7	63.9	63.9	60.5
72.5°	704.1	610.9	360.0	180.5	88.6	69.5	62.8	60.5	55.0	56.1	52.7
74°	360.0	280.3	146.9	95.3	72.9	61.6	56.1	55.0	49.4	50.5	47.1
75°	182.7	144.6	103.1	79.6	67.2	58.3	51.6	51.6	44.8	45.9	42.6
77.5°	85.2	81.8	70.7	62.8	57.2	49.4	42.6	41.5	34.8	37.0	32.5
80°	59.4	59.4	55.0	52.7	47.1	40.3	32.5	32.5	25.8	26.9	23.5
82.5°	33.7	31.4	31.4	35.9	37.0	30.3	23.5	22.4	19.0	19.0	15.7
85°	14.6	16.8	20.2	24.6	26.9	23.5	16.8	15.7	10.2	10.2	5.6
87.5°	0.0	1.1	1.1	2.2	4.5	4.5	0.0	2.2	0.0	1.1	0.0
90°	0.0	0.0	0.0	0.0	0.0	0.0	0.0	0.0	0.0	0.0	0.0



REPORT NUMBER: P271514

CATALOG NUMBER: ISS-AF-600-LED-E1-SL4-7027

**CANDELA DISTRIBUTION (continued):**

	115°	117.5°	120°	122.5°	125°	127.5°	130°	135°	145°	155°	165°
0°	489.9	489.9	489.9	489.9	489.9	489.9	489.9	489.9	489.9	489.9	489.9
2.5°	468.6	463.1	466.4	460.8	463.1	457.5	459.7	456.2	452.9	448.4	447.4
5°	438.4	433.9	432.7	427.1	428.3	423.8	419.3	413.7	407.0	397.9	394.6
7.5°	404.8	403.6	395.7	392.4	387.9	383.5	375.6	366.6	353.1	340.9	333.0
10°	375.6	372.2	361.0	355.4	348.7	343.1	331.8	319.5	300.4	281.3	271.3
12.5°	350.9	346.5	331.8	325.2	315.0	308.3	294.8	279.1	252.2	225.4	213.0
15°	330.8	324.0	307.2	297.1	283.7	276.9	262.3	239.8	207.4	179.4	162.5
17.5°	307.2	298.1	280.3	268.0	254.5	242.1	227.6	204.1	167.1	141.2	124.4
20°	281.3	270.2	251.2	234.3	219.7	208.6	193.9	170.4	133.4	113.3	104.2
22.5°	254.5	236.5	219.7	205.2	188.4	177.1	162.5	141.2	113.3	102.0	98.6
25°	226.5	206.3	189.5	174.9	159.2	149.1	136.8	119.9	103.1	99.8	99.8
27.5°	198.4	178.2	162.5	148.0	134.6	127.8	116.6	105.4	97.6	98.6	99.8
30°	172.7	152.5	137.9	126.8	114.4	109.9	100.9	94.2	93.1	96.4	97.6
32.5°	150.3	132.3	118.8	109.9	99.8	97.6	89.7	86.3	89.7	94.2	93.1
35°	131.2	116.6	103.1	97.6	88.6	87.5	81.8	79.6	84.1	89.7	89.7
37.5°	116.6	103.1	93.1	88.6	81.8	80.7	76.3	74.0	77.3	85.2	87.5
40°	104.2	96.4	86.3	81.8	77.3	75.1	72.9	70.7	71.8	81.8	82.9
42.5°	96.4	90.8	81.8	79.6	74.0	72.9	69.5	67.2	68.5	76.3	79.6
45°	90.8	86.3	78.5	77.3	71.8	70.7	67.2	65.0	66.1	72.9	76.3
47.5°	86.3	81.8	75.1	72.9	69.5	68.5	66.1	63.9	63.9	70.7	74.0
50°	84.1	79.6	72.9	70.7	67.2	66.1	63.9	61.6	62.8	68.5	70.7
52.5°	82.9	77.3	71.8	68.5	66.1	63.9	61.6	59.4	60.5	66.1	68.5
55°	82.9	76.3	71.8	68.5	65.0	61.6	60.5	57.2	59.4	63.9	67.2
57.5°	82.9	76.3	71.8	68.5	66.1	62.8	60.5	58.3	59.4	63.9	67.2
60°	80.7	75.1	72.9	69.5	68.5	65.0	63.9	61.6	61.6	67.2	72.9
62.5°	77.3	74.0	72.9	70.7	70.7	68.5	68.5	66.1	66.1	72.9	78.5
65°	72.9	70.7	71.8	70.7	70.7	70.7	69.5	69.5	69.5	75.1	81.8
67.5°	68.5	67.2	68.5	68.5	69.5	68.5	69.5	68.5	68.5	74.0	80.7
70°	61.6	61.6	62.8	61.6	62.8	62.8	63.9	63.9	63.9	67.2	74.0
72.5°	53.8	52.7	53.8	52.7	55.0	52.7	55.0	56.1	55.0	56.1	59.4
74°	48.1	47.1	48.1	47.1	49.4	47.1	48.1	48.1	47.1	38.1	32.5
75°	43.7	42.6	43.7	42.6	44.8	42.6	44.8	43.7	41.5	28.0	26.9
77.5°	34.8	31.4	34.8	31.4	33.7	30.3	32.5	28.0	21.3	20.2	20.2
80°	25.8	22.4	24.6	21.3	20.2	15.7	16.8	15.7	14.6	15.7	15.7
82.5°	15.7	11.2	13.5	10.2	12.4	8.9	11.2	10.2	8.9	8.9	8.9
85°	7.8	5.6	7.8	4.5	6.7	4.5	5.6	5.6	3.3	3.3	3.3
87.5°	1.1	0.0	2.2	0.0	2.2	0.0	1.1	1.1	0.0	0.0	0.0
90°	0.0	0.0	0.0	0.0	0.0	0.0	0.0	0.0	0.0	0.0	0.0

REPORT NUMBER: P271514

CATALOG NUMBER: ISS-AF-600-LED-E1-SL4-7027

**CANDELA DISTRIBUTION (continued):**

	175°	180°
0°	489.9	489.9
2.5°	443.9	445.1
5°	389.1	392.4
7.5°	328.5	330.8
10°	264.6	266.9
12.5°	204.1	206.3
15°	153.6	151.4
17.5°	117.7	115.5
20°	99.8	99.8
22.5°	97.6	96.4
25°	98.6	97.6
27.5°	98.6	97.6
30°	96.4	95.3
32.5°	93.1	92.0
35°	89.7	89.7
37.5°	87.5	88.6
40°	84.1	85.2
42.5°	80.7	81.8
45°	77.3	78.5
47.5°	74.0	74.0
50°	69.5	69.5
52.5°	68.5	68.5
55°	68.5	68.5
57.5°	70.7	70.7
60°	77.3	78.5
62.5°	90.8	92.0
65°	104.2	106.4
67.5°	105.4	108.8
70°	102.0	105.4
72.5°	70.7	70.7
74°	31.4	30.3
75°	26.9	25.8
77.5°	20.2	20.2
80°	14.6	13.5
82.5°	7.8	7.8
85°	2.2	2.2
87.5°	0.0	0.0
90°	0.0	0.0

(END OF REPORT)